




 **VATICAN**

| LUXURY LIVING |

BEYOND PROMISES, WE DELIVER.



A COMFORT YOU CAN COUNT ON





ABOUT US

TO BECOME EAST AFRICA'S MOST TRUSTED REAL ESTATE DEVELOPER, RECOGNIZED FOR SUPERIOR CONSTRUCTION QUALITY, RELIABILITY, AND TRANSPARENT BUSINESS PRACTICES.

MISSION

TO DEVELOP HIGH-QUALITY, DURABLE, AND WELL-DESIGNED REAL ESTATE THAT IMPROVES LIVES AND ADDS VALUE TO OUR COMMUNITIES. WE ARE COMMITTED TO HONEST SERVICE, TRANSPARENT PROCESSES, AND DELIVERING EVERY PROJECT WITH PROFESSIONALISM AND INTEGRITY.

GOALS

QUALITY FIRST : PREMIUM BUILDS, HIGHER STANDARDS
OWNERSHIP : CLEAR, ACCESSIBLE, TRUSTED INVESTMENT


VISION

TO BECOME EAST AFRICA'S MOST TRUSTED REAL ESTATE DEVELOPER, RECOGNIZED FOR SUPERIOR CONSTRUCTION QUALITY, RELIABILITY, AND TRANSPARENT BUSINESS PRACTICES.

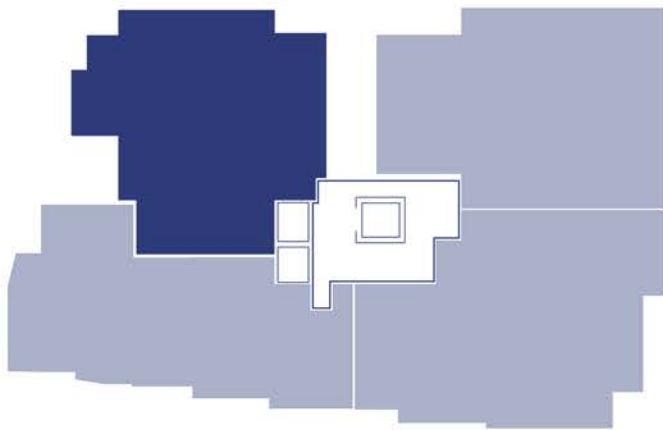
COMMUNITY : MODERN LIVING WITH ETHIOPIAN SOUL.
DELIVERY : ON TIME. EVERY TIME.



ADDIS LIFE PROPERTIES

 **AFRICAN UNION
HEADQUARTERS**

3 BED ROOM



 LIVING ROOM

 KITCHEN

 LAUNDRY ROOM

 BED ROOM

 BATH ROOM

 TERRACE



DISCLAIMER

ROOM DIMENSIONS ARE TAKEN FROM THE STRUCTURAL ELEMENTS AND DO NOT ACCOUNT FOR FINISHES OR CONSTRUCTION TOLERANCES. OUR CONSULTING ARCHITECTS HAVE PROVIDED ALL DIMENSIONS. IT'S IMPORTANT TO KEEP IN MIND THAT MATERIALS, DIMENSIONS, AND DRAWINGS ARE APPROXIMATE AND MAY CHANGE WITHOUT PRIOR NOTICE. THE ACTUAL AREA MAY VARY FROM WHAT IS INDICATED. ADDITIONALLY, THE DRAWINGS ARE NOT TO SCALE. ALL IMAGES ARE MEANT FOR ILLUSTRATIVE PURPOSES ONLY AND MAY NOT ACCURATELY REFLECT THE ACTUAL SIZE, FEATURES, SPECIFICATIONS, FITTINGS, OR FURNISHINGS. THE CALCULATION OF USABLE AREA IS BASED ON THE SPACE DEFINED BY THE CENTER LINE OF THE PARTITION WALLS THAT SEPARATE ONE UNIT FROM ANOTHER.

3 BED ROOM



 LIVING ROOM

 KITCHEN

 LAUNDRY ROOM

 BED ROOM

 BATH ROOM

 TERRACE

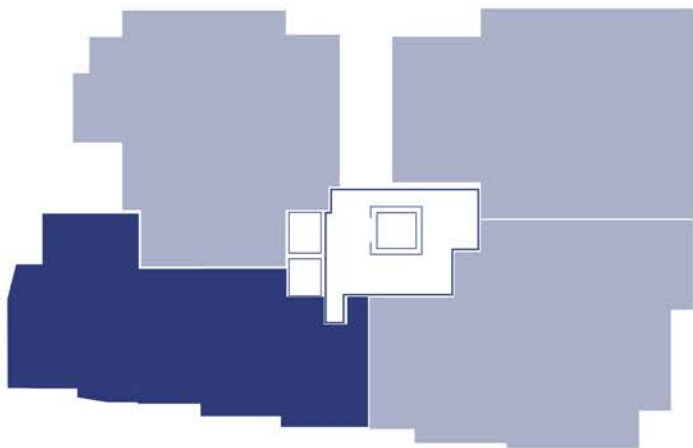


208.21 Sqm

DISCLAIMER

ROOM DIMENSIONS ARE TAKEN FROM THE STRUCTURAL ELEMENTS AND DO NOT ACCOUNT FOR FINISHES OR CONSTRUCTION TOLERANCES. OUR CONSULTING ARCHITECTS HAVE PROVIDED ALL DIMENSIONS. IT'S IMPORTANT TO KEEP IN MIND THAT MATERIALS, DIMENSIONS, AND DRAWINGS ARE APPROXIMATE AND MAY CHANGE WITHOUT PRIOR NOTICE. THE ACTUAL AREA MAY VARY FROM WHAT IS INDICATED. ADDITIONALLY, THE DRAWINGS ARE NOT TO SCALE. ALL IMAGES ARE MEANT FOR ILLUSTRATIVE PURPOSES ONLY AND MAY NOT ACCURATELY REFLECT THE ACTUAL SIZE, FEATURES, SPECIFICATIONS, FITTINGS, OR FURNISHINGS. THE CALCULATION OF USABLE AREA IS BASED ON THE SPACE DEFINED BY THE CENTER LINE OF THE PARTITION WALLS THAT SEPARATE ONE UNIT FROM ANOTHER.

3 BED ROOM



 LIVING ROOM

 KITCHEN

 LAUNDRY ROOM

 BED ROOM

 BATH ROOM

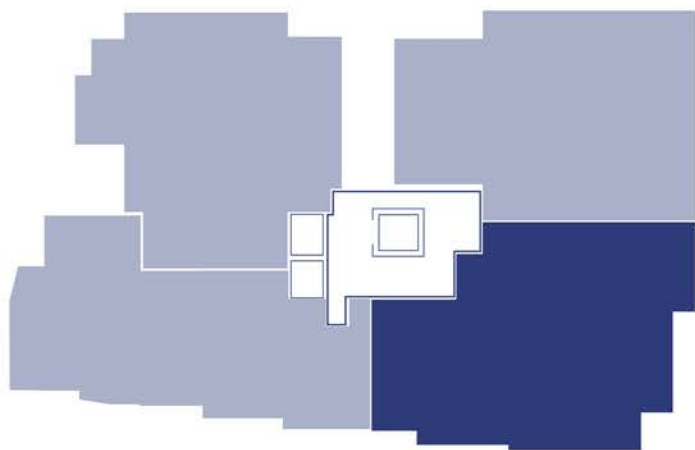
 TERRACE



DISCLAIMER

ROOM DIMENSIONS ARE TAKEN FROM THE STRUCTURAL ELEMENTS AND DO NOT ACCOUNT FOR FINISHES OR CONSTRUCTION TOLERANCES. OUR CONSULTING ARCHITECTS HAVE PROVIDED ALL DIMENSIONS. IT'S IMPORTANT TO KEEP IN MIND THAT MATERIALS, DIMENSIONS, AND DRAWINGS ARE APPROXIMATE AND MAY CHANGE WITHOUT PRIOR NOTICE. THE ACTUAL AREA MAY VARY FROM WHAT IS INDICATED. ADDITIONALLY, THE DRAWINGS ARE NOT TO SCALE. ALL IMAGES ARE MEANT FOR ILLUSTRATIVE PURPOSES ONLY AND MAY NOT ACCURATELY REFLECT THE ACTUAL SIZE, FEATURES, SPECIFICATIONS, FITTINGS, OR FURNISHINGS. THE CALCULATION OF USABLE AREA IS BASED ON THE SPACE DEFINED BY THE CENTER LINE OF THE PARTITION WALLS THAT SEPARATE ONE UNIT FROM ANOTHER.

3 BED ROOM



 LIVING ROOM

 KITCHEN

 LAUNDRY ROOM

 BED ROOM

 BATH ROOM

 TERRACE



211.25 Sqm

DISCLAIMER

ROOM DIMENSIONS ARE TAKEN FROM THE STRUCTURAL ELEMENTS AND DO NOT ACCOUNT FOR FINISHES OR CONSTRUCTION TOLERANCES. OUR CONSULTING ARCHITECTS HAVE PROVIDED ALL DIMENSIONS. IT'S IMPORTANT TO KEEP IN MIND THAT MATERIALS, DIMENSIONS, AND DRAWINGS ARE APPROXIMATE AND MAY CHANGE WITHOUT PRIOR NOTICE. THE ACTUAL AREA MAY VARY FROM WHAT IS INDICATED. ADDITIONALLY, THE DRAWINGS ARE NOT TO SCALE. ALL IMAGES ARE MEANT FOR ILLUSTRATIVE PURPOSES ONLY AND MAY NOT ACCURATELY REFLECT THE ACTUAL SIZE, FEATURES, SPECIFICATIONS, FITTINGS, OR FURNISHINGS. THE CALCULATION OF USABLE AREA IS BASED ON THE SPACE DEFINED BY THE CENTER LINE OF THE PARTITION WALLS THAT SEPARATE ONE UNIT FROM ANOTHER.



FLOOR PLAN

 VATICAN SITE



**RETURN
ON INVESTMENT**



**PRIME
LOCATION**



**ALTERNATIVE
PAYMENT
OPTIONS**



**QUALITY
CONSTRUCTION**



**CCTV
CAMERA
CONTROL**



**SUCCESSFUL
BUSINESS
HISTORY**



**ELEVATOR · STANDBY POWER GENERATOR · DEDICATED EV CHARGING STATION · WATER SUPPLY TANKER · HIGH-CAPACITY
WATER PUMP · PARKING · ELEGANT COMMON TERRACE · ON-SITE LAUNDRY SERVICES · 24/7 SECURITY SERVICES**



23' x 17'

40' x 35'

15' x 10'

25' x 20'

x 5'

33' x 20'

33' x 20'

ADDIS LIFE

PROPERTIES





BEYOND PROMISES, WE DELIVER.

 www.addisliferealestate.com

 info@addisliferealestate.com

 **7565**